

Item Statistics:

	11	11	11	11	11	11	11	10	11
Sample Size	11	11	11	11	11	11	11	10	11
Number Missing	0	0	0	0	0	0	0	1	0
Mean	1.09	1.09	1.09	1.09	1.09	1.18	1.45	1.40	1.45
Variance	0.09	0.09	0.09	0.09	0.09	0.16	0.47	0.27	0.27
Standard Deviation	0.30	0.30	0.30	0.30	0.30	0.40	0.69	0.52	0.52
Standard Error	0.09	0.09	0.09	0.09	0.09	0.12	0.21	0.16	0.16
Minimum	1.00	1.00	1.00	1.00	1.00	1.00	1.00	1.00	1.00
Maximum	2.00	2.00	2.00	2.00	2.00	2.00	3.00	2.00	2.00
Median	1.00	1.00	1.00	1.00	1.00	1.00	1.00	1.00	1.00
Range	1.00	1.00	1.00	1.00	1.00	1.00	2.00	1.00	1.00
Sum	12.00	12.00	12.00	12.00	12.00	13.00	16.00	14.00	16.00
Sum of Squares	14.00	14.00	14.00	14.00	14.00	17.00	28.00	22.00	26.00
Skewness	-63.68	-63.68	-63.68	-63.68	-63.68	-33.53	-12.73	-30.44	-29.05
Kurtosis	-518.40	-518.40	-518.40	-518.40	-518.40	-220.38	-60.59	-220.48	-182.04
T Value	12.00	12.00	12.00	12.00	12.00	9.69	7.02	8.57	9.24
Mean Abs. Dev.	1.09	1.09	1.09	1.09	1.09	1.18	1.45	1.54	1.45
Percentile (25)	1.00	1.00	1.00	1.00	1.00	1.00	1.00	1.00	1.00
Percentile (50)	1.00	1.00	1.00	1.00	1.00	1.00	1.00	1.00	1.00
Percentile (75)	1.00	1.00	1.00	1.00	1.00	1.00	2.00	2.00	2.00
Inter Qrt. Range	0.00	0.00	0.00	0.00	0.00	0.00	1.00	1.00	1.00
Con. Interval (1%)	0.80	0.80	0.80	0.80	0.80	0.80	0.80	0.87	0.96
Con. Interval (5%)	0.89	0.89	0.89	0.89	0.89	0.91	0.99	1.03	1.10
Con. Interval (95%)	1.29	1.29	1.29	1.29	1.29	1.45	1.92	1.77	1.81
Con. Interval (99%)	1.38	1.38	1.38	1.38	1.38	1.57	2.11	1.93	1.95

Fall 2010/Somers-Willet/Enwr 312-01

Sample Size	11	11	11	11	11	11	11
Number Missing	0	0	0	0	0	0	0
Mean	1.64	1.09	1.45	1.09	1.55	1.27	1.27
Variance	0.45	0.09	0.47	0.09	0.67	0.22	0.22
Standard Deviation	0.67	0.30	0.69	0.30	0.82	0.47	0.47
Standard Error	0.20	0.09	0.21	0.09	0.25	0.14	0.14
Minimum	1.00	1.00	1.00	1.00	1.00	1.00	1.00
Maximum	3.00	2.00	3.00	2.00	3.00	2.00	2.00
Median	2.00	1.00	1.00	1.00	1.00	1.00	1.00
Range	2.00	1.00	2.00	1.00	2.00	1.00	1.00
Sum	18.00	12.00	16.00	12.00	17.00	14.00	14.00
Sum of Squares	34.00	14.00	28.00	14.00	33.00	20.00	20.00
Skewness	-19.22	-63.68	-12.73	-63.68	-8.99	-27.20	-27.20
Kurtosis	-104.98	-518.40	-60.59	-518.40	-38.13	-166.74	-166.74
T Value	8.05	12.00	7.02	12.00	6.25	9.04	9.04
Mean Abs. Dev.	1.64	1.09	1.45	1.09	1.55	1.27	1.27
Percentile (25)	1.00	1.00	1.00	1.00	1.00	1.00	1.00
Percentile (50)	2.00	1.00	1.00	1.00	1.00	1.00	1.00
Percentile (75)	2.00	1.00	2.00	1.00	2.00	2.00	2.00
Inter Qrt. Range	1.00	0.00	1.00	0.00	1.00	1.00	1.00
Con. Interval (1%)	0.99	0.80	0.80	0.80	0.76	0.83	0.83
Con. Interval (5%)	1.18	0.89	0.99	0.89	0.99	0.96	0.96
Con. Interval (95%)	2.09	1.29	1.92	1.29	2.10	1.59	1.59
Con. Interval (99%)	2.28	1.38	2.11	1.38	2.33	1.72	1.72

Fall 2010/Somers-Willet/Enwr 312-01

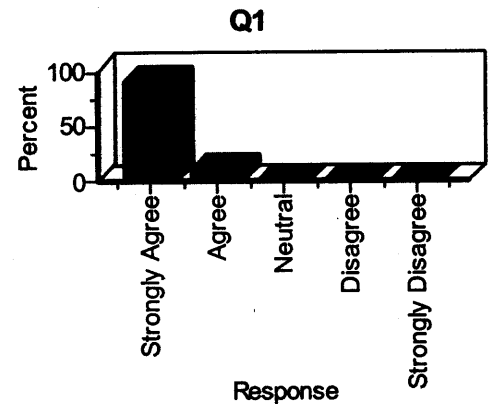
Sample Size	11	11	11	11	11	11	11	11	11
Number Missing	0	0	0	0	0	0	0	0	0
Mean	1.36	1.09	1.36	1.36	1.09	1.36	1.36	1.18	1.27
Variance	0.45	0.09	0.25	0.25	0.09	0.25	0.25	0.16	0.22
Standard Deviation	0.67	0.30	0.50	0.50	0.30	0.50	0.50	0.40	0.47
Standard Error	0.20	0.09	0.15	0.15	0.09	0.15	0.15	0.12	0.14
Minimum	1.00	1.00	1.00	1.00	1.00	1.00	1.00	1.00	1.00
Maximum	3.00	2.00	2.00	2.00	2.00	2.00	2.00	2.00	2.00
Median	1.00	1.00	1.00	1.00	1.00	1.00	1.00	1.00	1.00
Range	2.00	1.00	1.00	1.00	1.00	1.00	1.00	1.00	1.00
Sum	15.00	12.00	15.00	15.00	12.00	15.00	15.00	13.00	14.00
Sum of Squares	25.00	14.00	23.00	23.00	14.00	23.00	23.00	17.00	20.00
Skewness	-11.12	-63.68	-26.55	-26.55	-63.68	-26.55	-26.55	-33.53	-27.20
Kurtosis	-50.62	-518.40	-161.43	-161.43	-518.40	-161.43	-161.43	-220.38	-166.74
T Value	6.71	12.00	8.96	8.96	12.00	8.96	8.96	9.69	9.04
Mean Abs. Dev.	1.36	1.09	1.36	1.36	1.09	1.36	1.36	1.18	1.27
Percentile (25)	1.00	1.00	1.00	1.00	1.00	1.00	1.00	1.00	1.00
Percentile (50)	1.00	1.00	1.00	1.00	1.00	1.00	1.00	1.00	1.00
Percentile (75)	2.00	1.00	2.00	2.00	1.00	2.00	2.00	1.00	2.00
Inter Qrt. Range	1.00	0.00	1.00	1.00	0.00	1.00	1.00	0.00	1.00
Con. Interval (1%)	0.72	0.80	0.88	0.88	0.80	0.88	0.88	0.80	0.83
Con. Interval (5%)	0.91	0.89	1.02	1.02	0.89	1.02	1.02	0.91	0.96
Con. Interval (95%)	1.82	1.29	1.70	1.70	1.29	1.70	1.70	1.45	1.59
Con. Interval (99%)	2.01	1.38	1.85	1.85	1.38	1.85	1.85	1.57	1.72

Fall 2010/Somers-Willet/Enwr 312-01

Sample Size	11	11	11	11	6	11
Number Missing	0	0	0	0	5	0
Mean	1.27	1.09	3.82	1.17	1.36	0.25
Variance	0.42	0.09	0.16	0.41	0.50	0.15
Standard Deviation	0.65	0.30	0.40	0.17	1.00	1.00
Standard Error	0.19	0.09	0.12	0.17	2.00	2.00
Minimum	1.00	1.00	3.00	1.00	1.00	1.00
Maximum	3.00	2.00	4.00	2.00	1.00	1.00
Median	1.00	1.00	4.00	1.00	1.00	1.00
Range	2.00	1.00	1.00	1.00	1.00	1.00
Sum	14.00	12.00	42.00	7.00	15.00	23.00
Sum of Squares	22.00	14.00	162.00	9.00	-26.55	-161.43
Skewness	-10.25	-63.68	-1130.56	-77.02	8.96	1.36
Kurtosis	-45.39	-518.40	-24010.00	-1503.96	1.00	1.00
T Value	6.53	12.00	31.30	7.00	2.00	2.00
Mean Abs. Dev.	1.27	1.09	3.82	2.14	1.00	1.00
Percentile (25)	1.00	1.00	4.00	1.00	1.00	1.00
Percentile (50)	1.00	1.00	4.00	1.00	1.00	1.00
Percentile (75)	1.00	1.00	4.00	1.00	1.00	1.00
Inter Qrt. Range	0.00	0.00	0.00	0.00	1.00	1.00
Con. Interval (1%)	0.65	0.80	3.43	0.49	0.88	1.02
Con. Interval (5%)	0.84	0.89	3.55	0.74	1.70	1.85
Con. Interval (95%)	1.71	1.29	4.09	1.60	1.84	1.85
Con. Interval (99%)	1.89	1.38	4.20	1.84	1.85	1.85

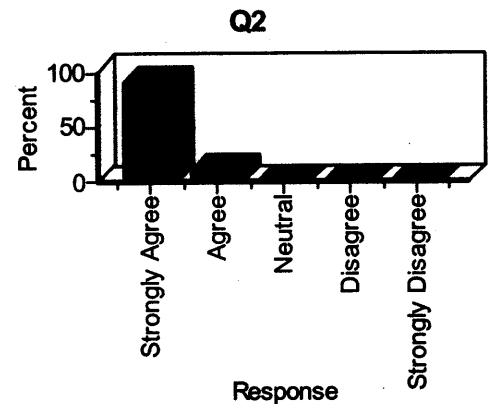
Item Analysis: The instructor was knowledgeable about the subject of the course.

Strongly Agree	1	10	90.91
Agree	2	1	9.09
Neutral	3	0	0.00
Disagree	4	0	0.00
Strongly Disagree	5	0	0.00
Total Valid		11	100.00



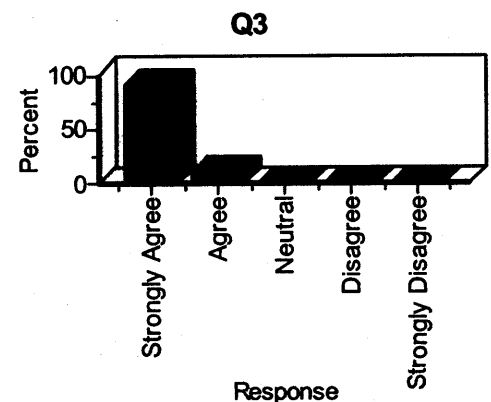
Item Analysis: The instructor was always well prepared and organized for class.

Strongly Agree	1	10	90.91
Agree	2	1	9.09
Neutral	3	0	0.00
Disagree	4	0	0.00
Strongly Disagree	5	0	0.00
Total Valid		11	100.00



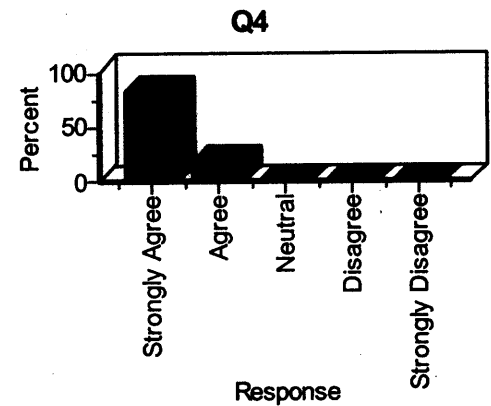
Item Analysis: The instructor gave clear and reasonable course objectives and requirements.

Strongly Agree	1	10	90.91
Agree	2	1	9.09
Neutral	3	0	0.00
Disagree	4	0	0.00
Strongly Disagree	5	0	0.00
Total Valid		11	100.00



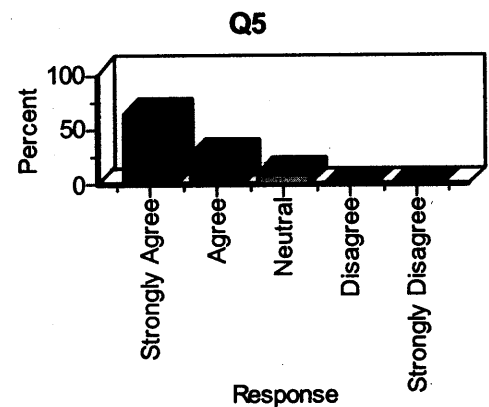
Item Analysis: The instructor required a manageable amount of course work.

Strongly Agree	1	9	81.82
Agree	2	2	18.18
Neutral	3	0	0.00
Disagree	4	0	0.00
Strongly Disagree	5	0	0.00
Total Valid		11	100.00



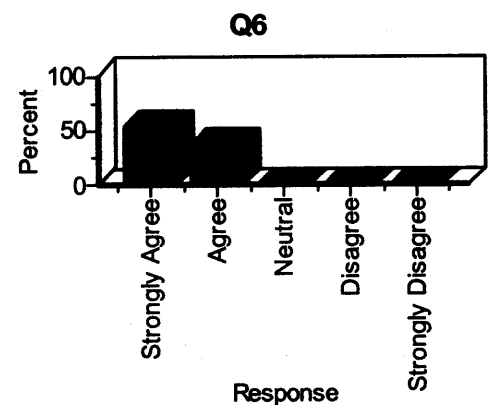
Item Analysis: The instructor successfully clarified and explained difficult materials and topics.

Strongly Agree	1	7	63.64
Agree	2	3	27.27
Neutral	3	1	9.09
Disagree	4	0	0.00
Strongly Disagree	5	0	0.00
Total Valid		11	100.00



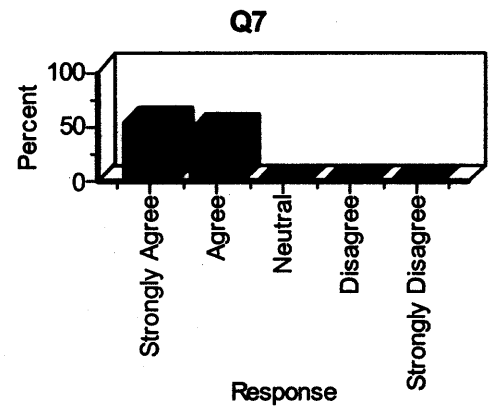
Item Analysis: The instructor seemed to know when students did not understand something.

Strongly Agree	1	6	54.55
Agree	2	4	36.36
Neutral	3	0	0.00
Disagree	4	0	0.00
Strongly Disagree	5	0	0.00
Total Valid		10	90.91
Total Missing	-1	1	9.09
Total		11	100.00



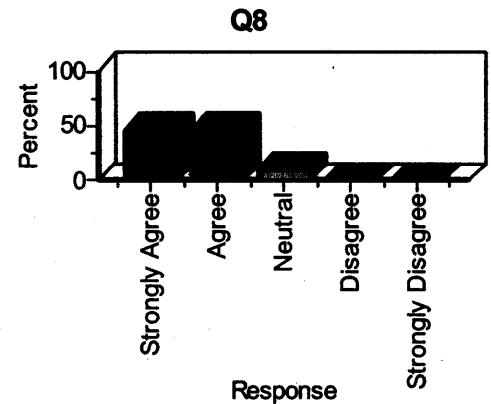
Item Analysis: The instructor gave me helpful feedback on my work.

Strongly Agree	1	6	54.55
Agree	2	5	45.45
Neutral	3	0	0.00
Disagree	4	0	0.00
Strongly Disagree	5	0	0.00
Total Valid		11	100.00



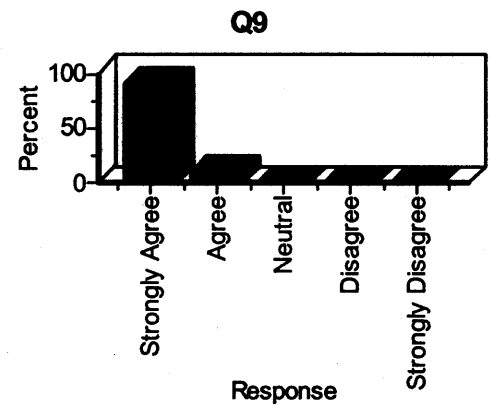
Item Analysis: The instructor was available outside of class to speak with me.

Strongly Agree	1	5	45.45
Agree	2	5	45.45
Neutral	3	1	9.09
Disagree	4	0	0.00
Strongly Disagree	5	0	0.00
Total Valid		11	100.00



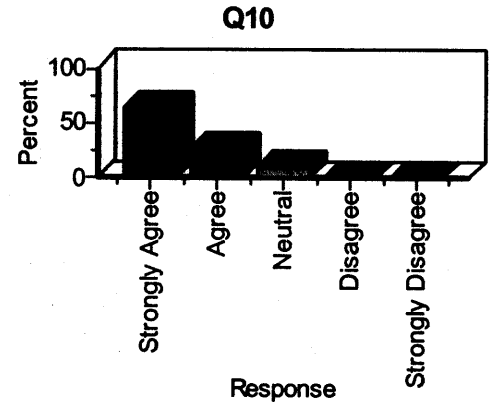
Item Analysis: The instructor created an atmosphere of mutual respect conducive to learning.

Strongly Agree	1	10	90.91
Agree	2	1	9.09
Neutral	3	0	0.00
Disagree	4	0	0.00
Strongly Disagree	5	0	0.00
Total Valid		11	100.00



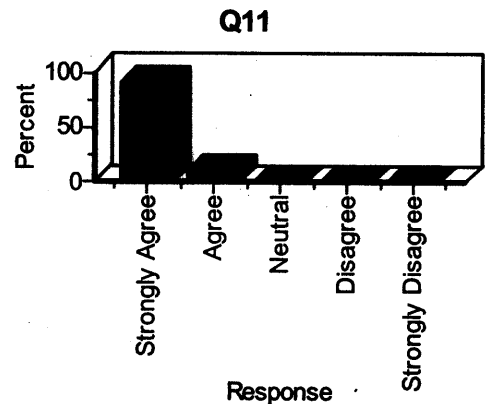
Item Analysis: The instructor helped me integrate what I learned to my experiences outside class.

Strongly Agree	1	7	63.64
Agree	2	3	27.27
Neutral	3	1	9.09
Disagree	4	0	0.00
Strongly Disagree	5	0	0.00
Total Valid		11	100.00



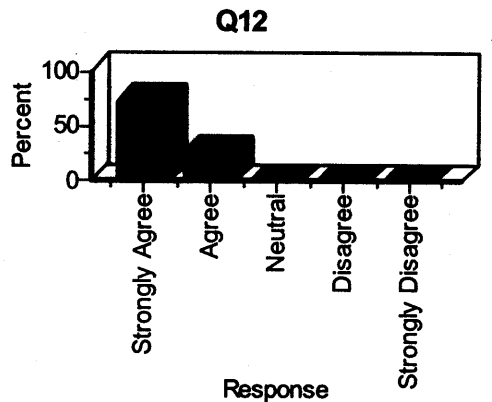
Item Analysis: The instructor returned written work promptly.

Strongly Agree	1	10	90.91
Agree	2	1	9.09
Neutral	3	0	0.00
Disagree	4	0	0.00
Strongly Disagree	5	0	0.00
Total Valid		11	100.00



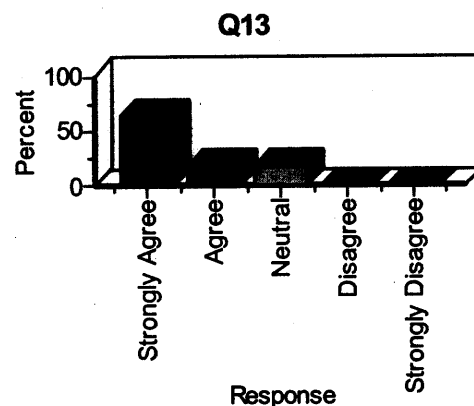
Item Analysis: Tests and assignments reflected what was taught.

Strongly Agree	1	8	72.73
Agree	2	3	27.27
Neutral	3	0	0.00
Disagree	4	0	0.00
Strongly Disagree	5	0	0.00
Total Valid		11	100.00



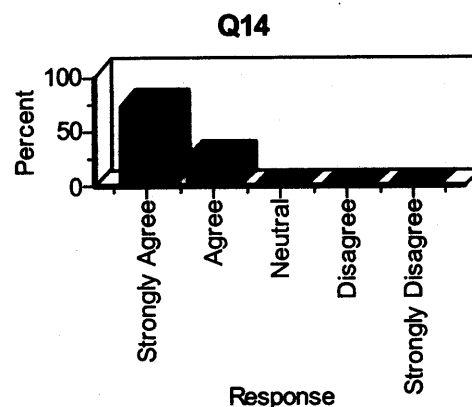
Item Analysis: Tests and assignments were graded fairly.

Strongly Agree	1	7	63.64
Agree	2	2	18.18
Neutral	3	2	18.18
Disagree	4	0	0.00
Strongly Disagree	5	0	0.00
Total Valid		11	100.00



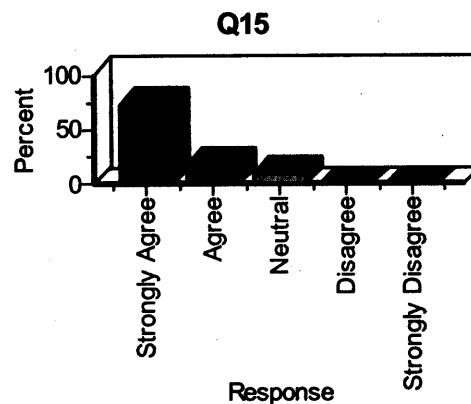
Item Analysis: I became enthusiastic as a result of my instructors presentation.

Strongly Agree	1	8	72.73
Agree	2	3	27.27
Neutral	3	0	0.00
Disagree	4	0	0.00
Strongly Disagree	5	0	0.00
Total Valid		11	100.00



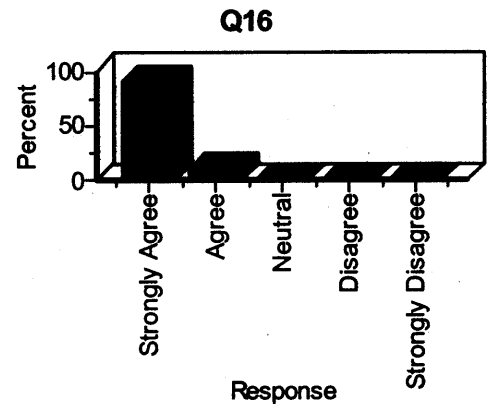
Item Analysis: I was motivated to work hard by what we did in class.

Strongly Agree	1	8	72.73
Agree	2	2	18.18
Neutral	3	1	9.09
Disagree	4	0	0.00
Strongly Disagree	5	0	0.00
Total Valid		11	100.00



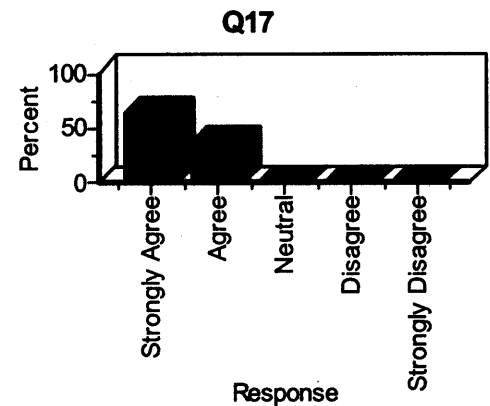
Item Analysis: I did not have trouble understanding when my instructor spoke.

Strongly Agree	1	10	90.91
Agree	2	1	9.09
Neutral	3	0	0.00
Disagree	4	0	0.00
Strongly Disagree	5	0	0.00
Total Valid		11	100.00



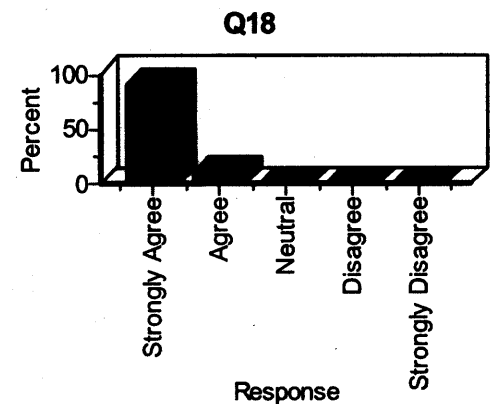
Item Analysis: I was encouraged to think critically about what we were studying.

Strongly Agree	1	7	63.64
Agree	2	4	36.36
Neutral	3	0	0.00
Disagree	4	0	0.00
Strongly Disagree	5	0	0.00
Total Valid		11	100.00



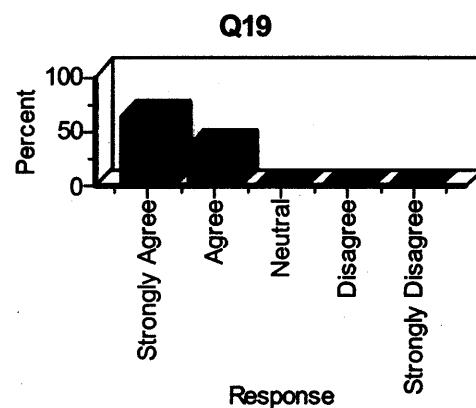
Item Analysis: I felt comfortable asking questions in class.

Strongly Agree	1	10	90.91
Agree	2	1	9.09
Neutral	3	0	0.00
Disagree	4	0	0.00
Strongly Disagree	5	0	0.00
Total Valid		11	100.00



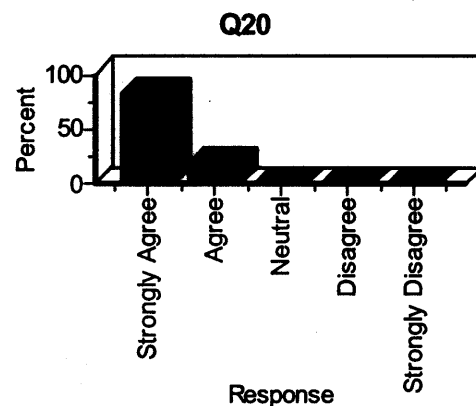
Item Analysis: I was challenged intellectually by this class.

Strongly Agree	1	7	63.64
Agree	2	4	36.36
Neutral	3	0	0.00
Disagree	4	0	0.00
Strongly Disagree	5	0	0.00
Total Valid		11	100.00



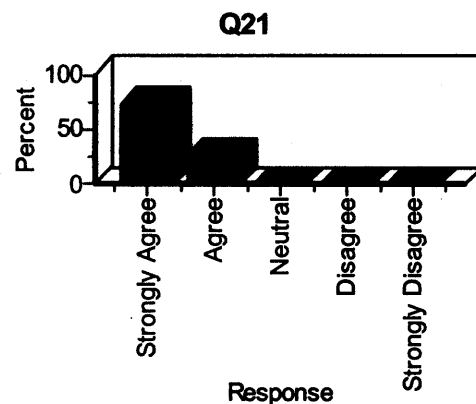
Item Analysis: I felt that my instructor really cared about student progress.

Strongly Agree	1	9	81.82
Agree	2	2	18.18
Neutral	3	0	0.00
Disagree	4	0	0.00
Strongly Disagree	5	0	0.00
Total Valid		11	100.00



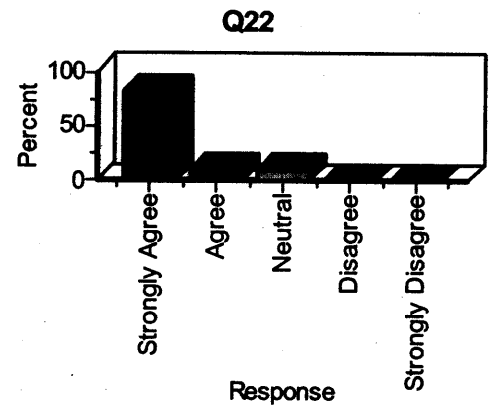
Item Analysis: I felt free to express myself in class.

Strongly Agree	1	8	72.73
Agree	2	3	27.27
Neutral	3	0	0.00
Disagree	4	0	0.00
Strongly Disagree	5	0	0.00
Total Valid		11	100.00



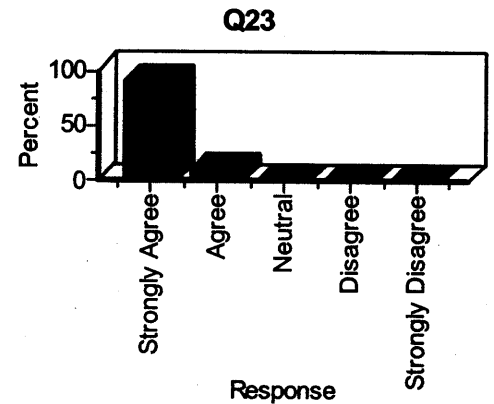
Item Analysis: I had my interest in the subject matter stimulated by this class.

Strongly Agree	1	9	81.82
Agree	2	1	9.09
Neutral	3	1	9.09
Disagree	4	0	0.00
Strongly Disagree	5	0	0.00
Total Valid		11	100.00



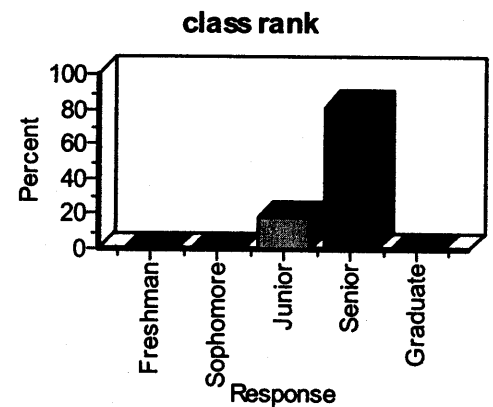
Item Analysis: I would recommend this course to other students.

Strongly Agree	1	10	90.91
Agree	2	1	9.09
Neutral	3	0	0.00
Disagree	4	0	0.00
Strongly Disagree	5	0	0.00
Total Valid		11	100.00



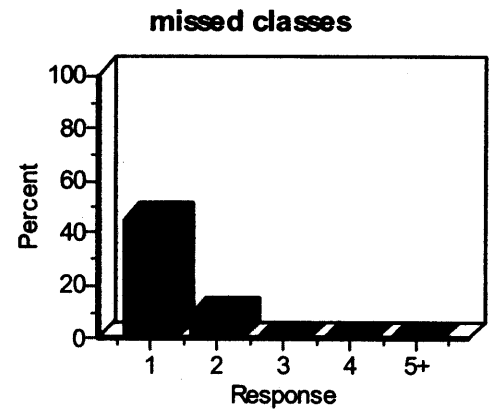
Item Analysis: I am a (Freshman, Sophomore, Junior, Senior, Graduate)

Freshman	1	0	0.00
Sophomore	2	0	0.00
Junior	3	2	18.18
Senior	4	9	81.82
Graduate	5	0	0.00
Total Valid		11	100.00



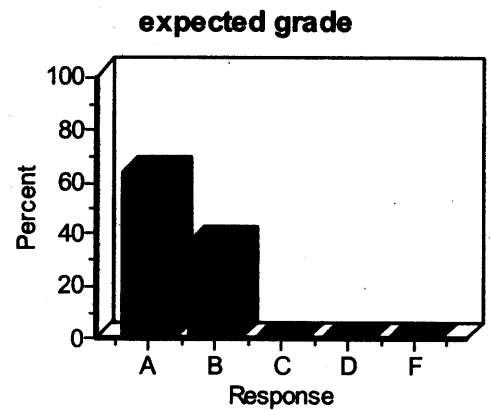
Item Analysis: I missed class(es) during the semester.

1	1	5	45.45
2	2	1	9.09
3	3	0	0.00
4	4	0	0.00
5+	5	0	0.00
Total Valid		6	54.55
Total Missing		5	45.45
Total		11	100.00



Item Analysis: I expect my grade to be.

A	1	7	63.64
B	2	4	36.36
C	3	0	0.00
D	4	0	0.00
F	5	0	0.00
Total Valid		11	100.00



Please describe below what you think about your instructor's overall ability to teach the particular subject and the method of instruction (lecture, discussion, debate, practice exercises, etc.) which was used. This is also an opportunity for you to comment on such things as your instructor's use of textbooks and other written materials, blackboard, overhead projector, films or video and audio tapes.

Suggestions for improvement are also welcome.

Susan Somers-willett was very knowledgeable in her subject area. She used her personal experiences as a writer and brought them to the class discussions, which was helpful

Susan was always very enthusiastic about poetry and that helped her to teach every lesson/type of poem very well.

I really enjoyed this class and I would recommend it to anyone.

Please describe below what you think about your instructor's overall ability to teach the particular subject and the method of instruction (lecture, discussion, debate, practice exercises, etc.) which was used. This is also an opportunity for you to comment on such things as your instructor's use of textbooks and other written materials, blackboard, overhead projector, films or video and audio tapes.

Suggestions for improvement are also welcome.

If possible, it would be nice if there
was more time for workshops.
I felt like 3 per class was not
enough to get a ^{true} feel of each
student's work

Please describe below what you think about your instructor's overall ability to teach the particular subject and the method of instruction (lecture, discussion, debate, practice exercises, etc.) which was used. This is also an opportunity for you to comment on such things as your instructor's use of textbooks and other written materials, blackboard, overhead projector, films or video and audio tapes.

Suggestions for improvement are also welcome.

Susan Somers-Willett brings a wealth of knowledge and enthusiasm to every single class. She is lively, upbeat and engaging, as well as motivating each of us to fine-tune and improve our poems.

She creates a great atmosphere in the workshop being the perfect balance of demanding and encouraging.

MSU has a great professor in Susan Somers-Willett. She works every minute of every class meeting.

Please describe below what you think about your instructor's overall ability to teach the particular subject and the method of instruction (lecture, discussion, debate, practice exercises, etc.) which was used. This is also an opportunity for you to comment on such things as your instructor's use of textbooks and other written materials, blackboard, overhead projector, films or video and audio tapes.

Suggestions for improvement are also welcome.

I enjoyed this course.
Being a poet, my professor
motivated me to try different
writing styles. She also
encouraged me to read different
poets that had similar
writing techniques as I did.
She was very constructive
which was helpful to me
being a poet. She provided
helpful feedback.

Please describe below what you think about your instructor's overall ability to teach the particular subject and the method of instruction (lecture, discussion, debate, practice exercises, etc.) which was used. This is also an opportunity for you to comment on such things as your instructor's use of textbooks and other written materials, blackboard, overhead projector, films or video and audio tapes.

Suggestions for improvement are also welcome.

I thought this class was taught very well b/c each idea that was introduced was reinforced by the assignments, which we always discussed as a group. I think most students live + perform for the grade, but being that the final grade comes at the end the class forces (and only) you to concentrate on improving as a writer/poet.

Please describe below what you think about your instructor's overall ability to teach the particular subject and the method of instruction (lecture, discussion, debate, practice exercises, etc.) which was used. This is also an opportunity for you to comment on such things as your instructor's use of textbooks and other written materials, blackboard, overhead projector, films or video and audio tapes.

Suggestions for improvement are also welcome.

I'm more of a fiction writer but this class (Poetry) helped me in my fiction writing. This class taught me how to be a better writer and I think even Fiction writers should have to take at least one Writing Poetry class. I enjoyed Professor Somers-Willekt's class so much that I'm taking her again in Spring 2011. I loved coming to this class. The only times I missed class was because I had to.

Please describe below what you think about your instructor's overall ability to teach the particular subject and the method of instruction (lecture, discussion, debate, practice exercises, etc.) which was used. This is also an opportunity for you to comment on such things as your instructor's use of textbooks and other written materials, blackboard, overhead projector, films or video and audio tapes.

Suggestions for improvement are also welcome.

Somers-Willett is by far my favorite teacher at MSU. I find it incredibly stimulating and rewarding to learn from a professional and successful ~~prof~~ writer. It really makes me believe in her suggestions and opinions on my work.

Her objective view of the students' work is something rarely seen. No one does bad work, and she treats everything equally and never once looks at an opinion or idea as stupid. She will always guide and direct misguided or misconstrued ideas toward solid ~~the~~ ideas.

Please describe below what you think about your instructor's overall ability to teach the particular subject and the method of instruction (lecture, discussion, debate, practice exercises, etc.) which was used. This is also an opportunity for you to comment on such things as your instructor's use of textbooks and other written materials, blackboard, overhead projector, films or video and audio tapes.

Suggestions for improvement are also welcome.

- better textbooks - the textbooks didn't seem sufficient enough for the work.
- more people can be workshopped on a day
- more poems (by other authors) to be read

Please describe below what you think about your instructor's overall ability to teach the particular subject and the method of instruction (lecture, discussion, debate, practice exercises, etc.) which was used. This is also an opportunity for you to comment on such things as your instructor's use of textbooks and other written materials, blackboard, overhead projector, films or video and audio tapes.

Suggestions for improvement are also welcome.

Fun class.

Very educational.

Make me like ^{poetry} ~~poem~~.

Please describe below what you think about your instructor's overall ability to teach the particular subject and the method of instruction (lecture, discussion, debate, practice exercises, etc.) which was used. This is also an opportunity for you to comment on such things as your instructor's use of textbooks and other written materials, blackboard, overhead projector, films or video and audio tapes.

Suggestions for improvement are also welcome.

I really enjoyed this class but the one thing that bothered me was not knowing what my grade was. However, that can't really be helped here because most of our grades relied on our final portfolio.